


Intel Matching Gift Program

Donations to the Knox PTO by Intel Employees are eligible for equal matching under the Intel Employee Matching Gift Program. Intel Employees can donate directly through the website or request a match after donating directly to the school by check.

- 1) Go to <https://intel.benevity.org/>. You must access via the Intel Network.
- 2) Select Option 1: Search for a Cause

Option 1: Search for a Cause 

To give to any registered charity in your country, search in the menu bar (above). Setting up a one-time or recurring donation is quick and easy.

[> Search for a Cause](#)


- 3) Search for 'Chandler School Boosters'

Find a Cause

Chandler School Boosters

[Search Tips](#)

- 4) Select 'DONATE NOW' to process a Credit Card or PayPal donation OR 'REQUEST A MATCH' if you have already donated.

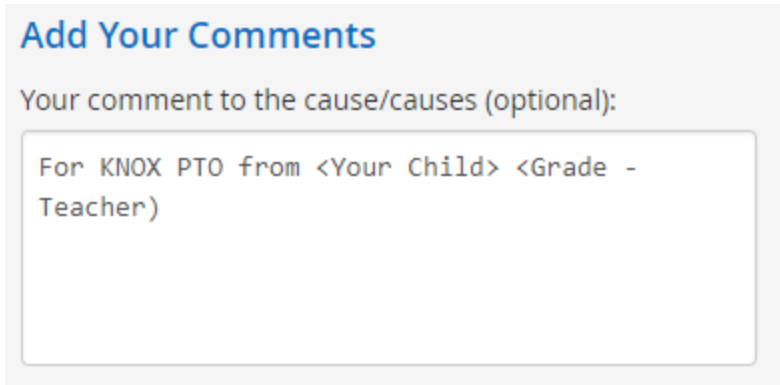


 **CHANDLER SCHOOL BOOSTERS INC**
Chandler, Arizona, United States
[View Cause Profile](#)

MATCHING OFFER

Donate From Website:

- 1) Click 'DONATE NOW' and fill out the donation form. Confirm that Chandler School Boosters is listed as the charity at the top of the form.
- 2) Choose Credit or PayPal.
- 3) **Be sure to fill out the 'Add Your Comments' section as shown below:**

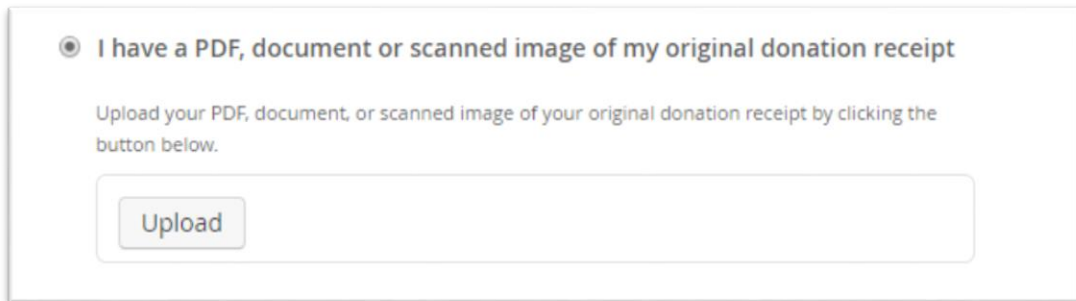


The image shows a screenshot of a web form section titled "Add Your Comments" in blue text. Below the title, it says "Your comment to the cause/causes (optional):". There is a text input field with a light gray border containing the text: "For KNOX PTO from <Your Child> <Grade - Teacher)".

- 4) Confirm Donation and process payment
- 5) Send Confirmation screen to kgapto@gmail.com to ensure your child's class gets credit for your donation and to allow the PTO to track donations that are due from the Chandler School Boosters organization.

Request A Match:

- 1) Donate directly to Knox PTO by check or PayPal (kgapto@gmail.com)
- 2) Request a digital receipt from kgapto@gmail.com
- 3) Click 'REQUEST A MATCH'
- 4) Ensure that Chandler School Boosters is listed as the charity
- 5) Once 'Money' is selected and an amount is entered in the donation section, a box will be activated that allows you to upload the receipt.

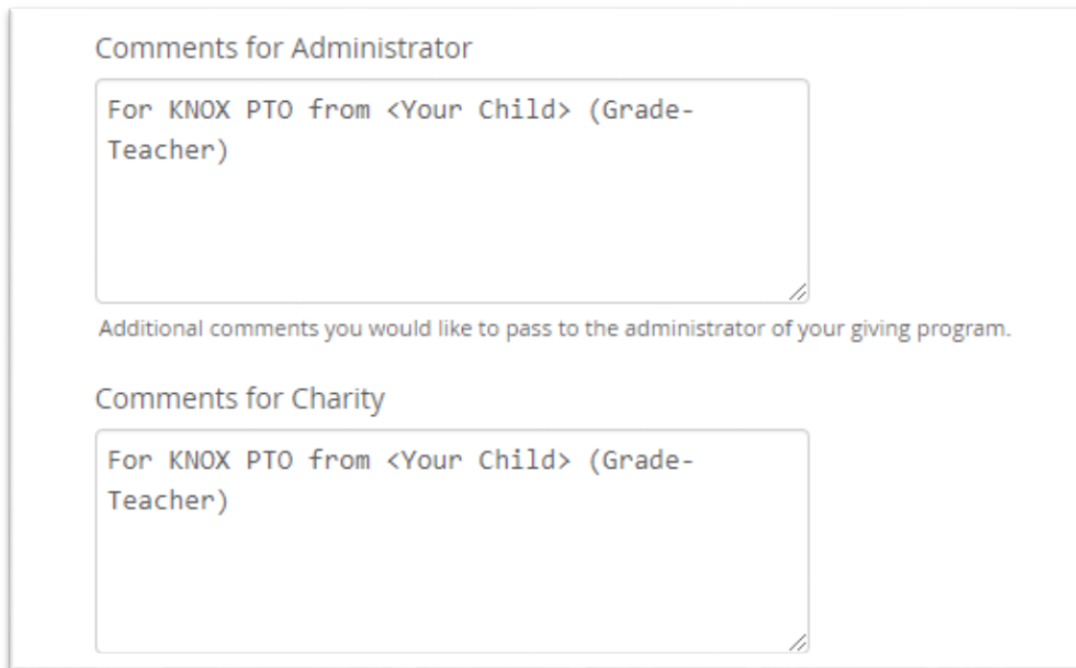


I have a PDF, document or scanned image of my original donation receipt

Upload your PDF, document, or scanned image of your original donation receipt by clicking the button below.

Upload

- 6) **Be sure to fill out the 'Comments for Administrator' and 'Comments for Charity' section as shown below:**



Comments for Administrator

For KNOX PTO from <Your Child> (Grade-Teacher)

Additional comments you would like to pass to the administrator of your giving program.

Comments for Charity

For KNOX PTO from <Your Child> (Grade-Teacher)

- 7) Confirm the match request
- 8) Send Confirmation screen to kgapto@gmail.com to allow the PTO to track donations that are due from the Chandler School Boosters organization.